



**Item type**  
Floor Lamp

**Item name**  
Cassini

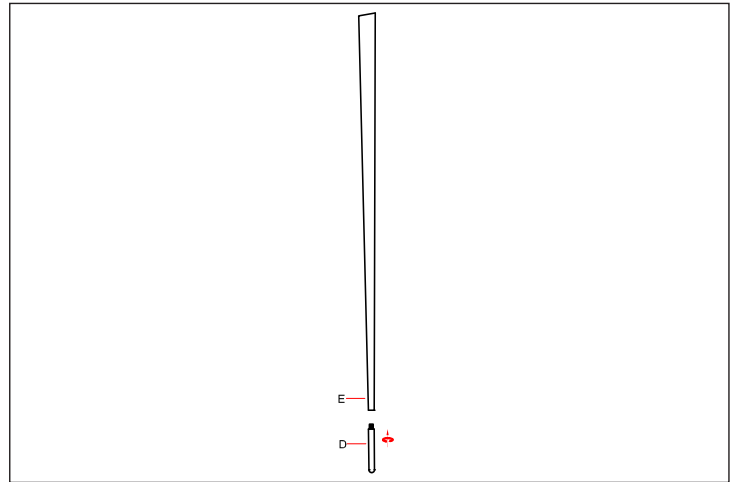
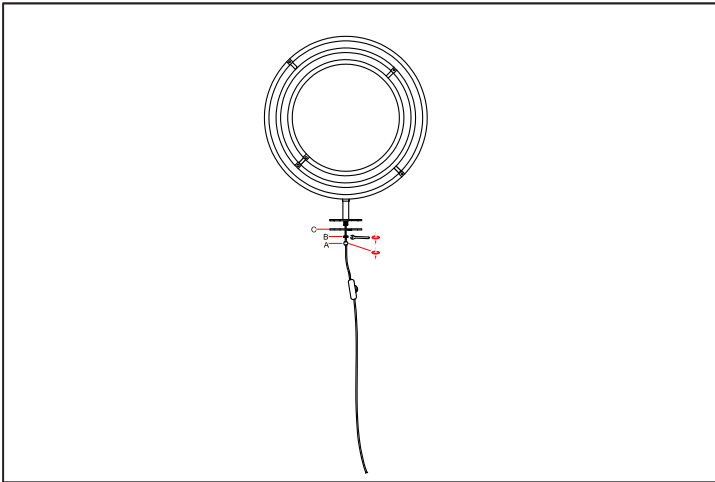
**Item no**  
113207

**Attention!** Place the item on a soft material on the floor before starting with the assembly, to prevent the item from being damaged.

**Care instructions:**

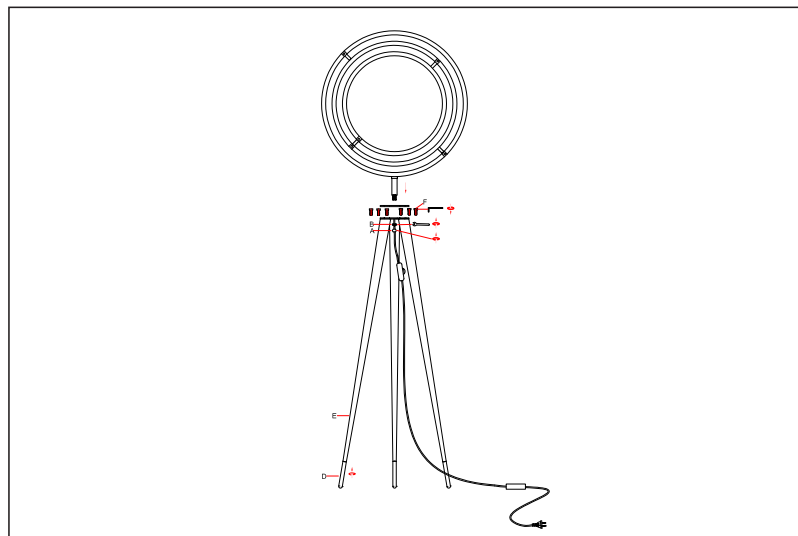
**Eichholtz B.V.**  
Delfweg 52  
2211 VN Noordwijkerhout  
The Netherlands

🏠 [www.eichholtz.com](http://www.eichholtz.com)  
✉ [service@eichholtz.com](mailto:service@eichholtz.com)  
☎ +31 (0)252 515 850



**1.** Screw off the finial (A) and the nut (B) and separate the metal plate.

**2.** Screw rods into tubes



**3.** Connect the tubes and metal plate (C) with screws (6pcs). Then screw the nut and finial.